oak Special Fund (KES)

Powered by Faida Investment Bank Ltd

Q3 2026 FACT SHEET

www.oak.africa

FUND INTRODUCTION

OAK Special Fund is a regulated fund domiciled in Kenya that invests in local and global markets. The fund is a product of Faida Investment Bank Limited and is licensed as a Special Fund in Kenya by the Capital Markets Authority.

Faida Investment Bank ("Faida") is a leading investment services firm in Kenya founded 31 years ago. The firm offers the market a single point of entry for Asset Management, Securities Trading, Corporate Finance Advisory, Market Research and Investment.

FUND DESCRIPTION

OAK is a Special Fund with a diverse trading model, focusing on optimized returns for clients regardless of the market conditions while minimizing risks. The fund uses stringent risk management techniques to minimize downside risks. We have dedicated professionals with a wealth of experience.

TARGET RETURN

OAK Special Fund targets a return of 20% net of fees.
This is a targeted return and not a guarantee.

2026 PERFORMANCE

PERIOD	ABSOLUTE
Q1 2026	4.72%
Q2 2026	3.19%
Q3 2026	3.90%
YTD 2026	12.28%

KES 1M
invested on 1st January 2026 would have yielded
KES 122,760.91
by end of 30th September 2026 representing an absolute net return of **12.28%**

ASSET CLASSES

The fund strategically allocates capital across local and global financial markets, encompassing assets such as sovereign bonds, equities, commodities, exchange traded funds and corporate bonds.

Global	Local
Currency Trading	Government Securities
Precious Metals	Cash & Cash Equivalents
Commodities	NSE Derivatives
International Equities	NSE Equities
Exchange Traded Funds (ETFs)	Commercial Papers
Sovereign Bonds	
Derivatives	

FUND OVERVIEW

Fund Inception	February 2024
Base Currency	Kenya Shilling
Minimum Investment	KES. 500,000
Minimum Top-up	KES. 50,000
Withdrawal Fees	0
Lock in Period	6 Months
Management Fees	6% p.a. pro-rated
Benchmark	Average of 30% 364-Day T-Bill + 30% NSE All Share + 40% S&P 500
AUM	KES 19.42B
Fund Manager	Faida Investment Bank
Years in the Industry	31 years

SERVICE PROVIDERS & REGULATORS

Manager	Faida Investment Bank
Trustee	Co-operative Bank of Kenya
Regulator	Capital Markets Authority Kenya
Custodian	I&M Bank
Auditor	Njoroge Kuria & Associates

RISK STATISTICS · Since Inception (Feb 2024 – 30th Sept 2026) · Annualized, Net of Fees

Standard Deviation	Sharpe Ratio	Experienced Drawdown
8.56%	1.51	0.00%
How much the fund's monthly returns varied, annualized	Return above the 91-day T-Bill per unit of volatility	Largest fall between month-end values (no month-end decline)

Investment in Global Markets involves significant volatility, and since the fund invests a portion of its assets in leveraged products including online CFDs and derivatives, it may not be suitable for all investors. The price of units and the income from them may fluctuate with changes in the value of underlying securities, and past performance is not reflective of future performance. Additionally, the right to redeem your units may be suspended in certain circumstances. Before investing, please consider your investment objectives and risk appetite, as individual returns may differ from the fund's overall performance due to the timing of deposits, withdrawals, and variations in profit or loss. The Capital Markets Authority does not take responsibility for the financial soundness of the scheme or for the correctness of any statements made or opinions expressed in this regard.

MONTH ON MONTH PERFORMANCE FOR THE YEAR 2026

MONTH	ABSOLUTE RETURN
JANUARY	1.73%
FEBRUARY	1.81%
MARCH	1.11%
APRIL	1.64%
MAY	0.61%
JUNE	0.91%
JULY	1.64%
AUGUST	0.61%
SEPTEMBER	1.21%

ASSET CLASS	% ALLOCATION
Sovereign Bonds	45.48%
Cash and Cash Equivalents	12.67%
Currencies	9.17%
Indices, Metals & Commodities	8.81%
NSE Securities	7.28%
US Securities	7.14%
Commercial Papers	2.58%
Forwards & Swaps	2.50%
Options & Futures	1.93%
Funds of Funds	1.02%
Corporate Bonds	0.86%
Private Markets	0.56%
TOTAL	100%

QUARTERLY PERFORMANCE FOR THE YEAR 2026

QUARTER	ABSOLUTE
Q1 2026	4.72%
Q2 2026	3.19%
Q3 2026	3.90%

HISTORICAL PERFORMANCE

QUARTER	ABSOLUTE RETURN
Q1 2025	4.73%
Q2 2025	4.96%
Q3 2025	4.16%
Q4 2025	3.92%
2025 RETURN	18.99%

2025 PERFORMANCE

MONTH	ABSOLUTE RETURN
JANUARY	1.60%
FEBRUARY	1.76%
MARCH	1.30%
APRIL	1.66%
MAY	1.53%
JUNE	1.69%
JULY	0.72%
AUGUST	1.70%
SEPTEMBER	1.69%
OCTOBER	1.67%
NOVEMBER	1.04%
DECEMBER	1.16%

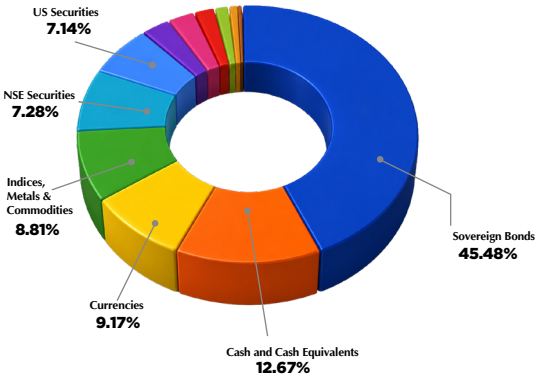

KES 1M GROWTH, FEB 2024 - 30TH SEPT 2026

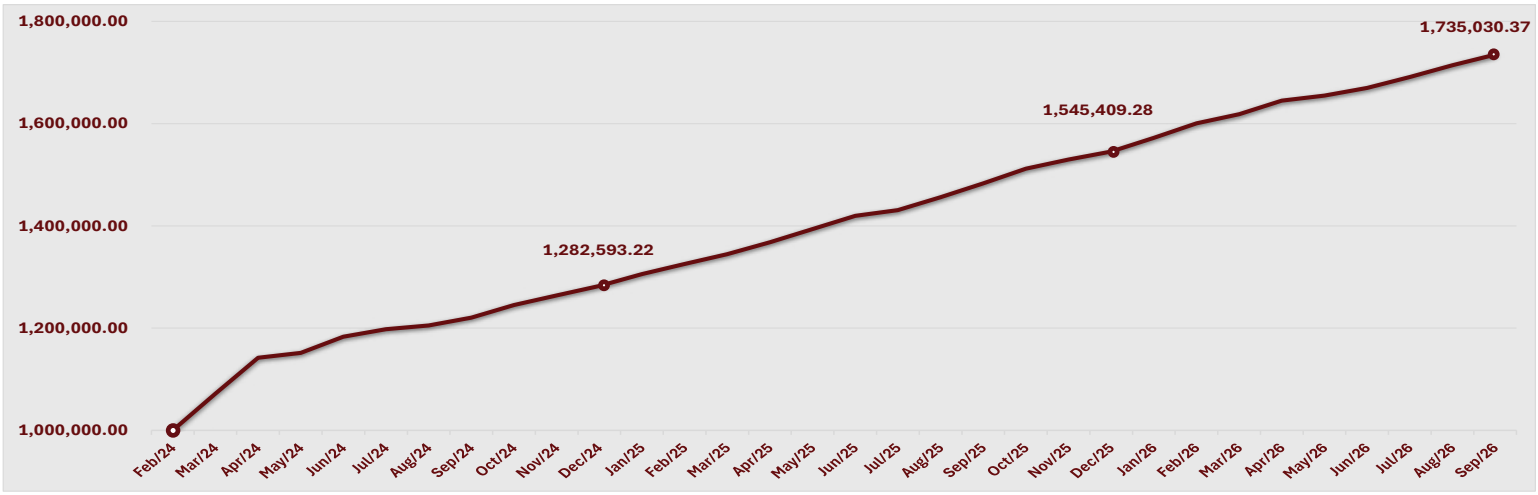

LEVERAGE & RISK MANAGEMENT

Leverage Framework

The Fund employs leverage selectively to enhance capital efficiency, manage portfolio exposures, and support hedging strategies. Leverage is applied within approved investment and risk parameters and is not applied uniformly across the Fund's NAV. Actual leverage levels vary by strategy and prevailing market conditions.

Risk Management

Leveraged exposures are monitored against approved NAV-based risk limits and are supported by predefined position-sizing, exposure, stop-loss, margin, and liquidity controls. Risk-reduction measures are implemented where applicable drawdown thresholds are reached. Full details of the Fund's leverage and risk management framework, including applicable limits, are provided in Information Memorandum (IM).

oak Special Fund

INVEST DIFFERENTLY

With the Oak Special Fund App by Faida, investing is right in the palm of your hand. Track your portfolio growth and secure your financial future with a clean, intuitive app designed for the modern investor.

GET IT ON Google Play

Download on the App Store



HEAD OFFICE
Crawford Business Park,
State House Rd, Nairobi Kenya

Oak Special Fund Office
4th Floor, 9 Riverside, Nairobi Kenya

(+254) 709 228 600
(+254) 759 777 666
info@fib.co.ke
www.oak.africa

FAIDA INVESTMENT BANK

OUR COMMITMENT

We are committed to providing service with:

TRUST · INTEGRITY · SAFETY · RESPONSIVENESS · TRANSPARENCY · PROFESSIONALISM